



District Report Card: 2017


State: Meghalaya	District: West Garo Hills
Class: 3	Subject: Language
Schools: 60	Students: 739


Participation/Coverage


Students

<div>GENDER</div> <div></div>	Boys		Girls	
	Number	%	Number	%
	344	46.55	395	53.45

<div>AREA</div> <div></div>	Rural		Urban	
	Number	%	Number	%
	554	74.97	185	25.03

<div>CATEGORY</div> <div></div>	SC		ST		OBC		GEN	
	Number	%	Number	%	Number	%	Number	%
	4	0.54	518	70.09	6	0.81	211	28.55

<div>CWSN</div> <div></div>	LD	VI	HI	S&LD	ID	Oth
	1	0	7	1	0	0

<div>Management</div> <div></div>	Government		Government-aided	
	Number	%	Number	%
	430	58.19	309	41.81

Average Performance of Students in Language (%)

Overall	Gender		Area		Management		Social Group			
	Male	Female	Rural	Urban	Govt.	Aided	SC	ST	OBC	GEN
66.68	65.35	67.83	68.40	61.51	71.05	60.58	65.00	60.39	71.11	82.02

Performance on Learning Outcomes (LOs)

Learning Outcomes	Description	Average Performance(%)
L304	Reads small texts with comprehension i.e., identifies main ideas, details, sequence and draws conclusions	67.97
L312	Reads printed scripts on the classroom walls: poems, posters, charts etc.	64.09

Range of Performance of Students who Answered Correctly							
Below 30%		30% - 50%		50% - 75%		Above 75%	
Number	%	Number	%	Number	%	Number	%
82	11.10	139	18.81	183	24.76	335	45.33

Lowest Performing Learning Outcomes (LOs)

1 - Reads printed scripts on the classroom walls: poems, posters, charts etc. (64.09)

2 - Reads small texts with comprehension i.e., identifies main ideas, details, sequence and draws conclusions (67.97)